

TOP TIPS for practising SPELLINGS!

Rainbow it!

Spell your words using different coloured pencils or crayons for each letter.

Remember

Difficult

Height

Pipe it!

Use pipe cleaners and bend and form them to make letters of each of your words.



Rap it!


S to the P to the E to the Double L, spells SPELL!

Can you create a rap for each word? You'll remember the *ver!*



Type it!

Use a computer or an iPad to type each word out.







Lego it!

Build your words using Lego - how many spelling towers will you end up with?



TOP TIPS for practising SPELLINGS!

<p>Trace it! Trace each letter in the air or on someone's palm. You could either say each letter as you trace it OR see if they can guess the word you are spelling!</p> 	<p>Sing it! Use whatever song or beat you like to sing your words, letter by letter! You can also use clapping to help figure out the beat.</p> 	<p>Size it! Can you practise each word by writing the <small>tiniest</small> letters possible? What about writing the <small>most</small> letters possible?</p> <p>JUMBO</p>	<p>Flashlight it! Create an alphabet chart, turn out the lights and use a flashlight to shine on each letter (one letter at a time) words.</p> 	<p>Bounce it! Bounce a ball as you spell words - 1 bounce per letter. Which size ball is most tricky to bounce?</p> 
---	---	--	---	--

How many different ways can you try? Which is your favourite?